

First Grade Learning Activities for the Week of April 27th

Please use this activity board to guide your child's daily learning at home. **This matrix no longer has to be returned. Instead we will be using your pictures and daily Freckle activity to record attendance and participation.** Each box is labeled with the day of the week it should be completed. Click the blue text in any box to access the online resources for the task. **In addition to the activities listed, please help your child spend 30 minutes each day reading for fun.** Thank you for all of your support at home to help our students continue to learn! Please don't hesitate to contact me via Seesaw or cdischer@summithill.org with any questions.

Math – Monday & Wednesday

Click the link below to access the lesson.

Monday

Lesson – [Nearpod](#)

Enter code: GJKMB

Practice Activity –Using 11 socks **OR** 11 Legos of two different colors, make a graph on the floor following the example in today's Nearpod lesson. Use paper scraps to create a title and color labels for your graph.


















Send me a picture.

Wednesday

Lesson – [Nearpod](#)

Enter code: SLDCV

Practice Activity –

Our Favorite Animal at the Zoo									
	zebras								
	lions								
	seals								

Each  stands for 1 child.

Write an equation to show how many children chose zebras and seals altogether.

Send me a picture.

ELA – Tuesday & Thursday

Complete the online activities using [ThinkCentral](#).

Our story this week is *The Dot*.

This is Book 6 Lesson 26.

Tuesday

Lesson - Read Journeys Story of the Week – go to [ThinkCentral](#) – move cursor to the top and enter page # 14.

Practice Activity –Write a paragraph to compare and contrast how Vashti feels about her artwork in the beginning and end of the story. What happened in the story to make you think that? Please remember to indent your paragraph and include five or more sentences.

Send me a picture.

Thursday

Lesson – The spelling word patterns this week are base words with endings -ed and -ing.

Practice Activity – Use your **best handwriting** to write your own sentence for each spelling word below and **send me a picture.**

mix	mixed
hop	hopped
hope	hoping
run	running
use	used

Freckle Online Learning – Daily

Click this link to access [Freckle](#).

Monday – Math – Adaptive Math – Base Ten

Tuesday – ELA – Word Study

Wednesday – Adaptive Math – Operations & Algebraic Thinking

Thursday – ELA – Library

***Students should be on Freckle for a minimum of 30 minutes a day per district expectations. The 30 minutes will be used for attendance and recorded in PowerSchool.**

SAVE THE DATE

Monday, May 4th at 1:00
First Grade Zoom Gathering

Permission slips are due
Wednesday, April 29th

This gathering will include all of our fabulous
First Graders!

Journal/Writing – Monday & Wednesday

Monday – Write a paragraph with 5 or more sentences explaining something that you learned to do that was difficult in the beginning but now you can do easily. Please make sure your paragraph is indented.

Send me a picture.

Wednesday – Based on your PebbleGo research on Tuesday, make a T-chart to contrast long ago and today. Please include three items on each side.

Send me a picture.

Long Ago	Today
•	•
•	•
•	•

Science & Social Studies - Tuesday & Thursday

Tuesday – Go to [PebbleGo](#) and select Social Studies. Next, select Long Ago and Today. Choose two new articles to read.

Thursday – Read two of the stories you have not already read from my Earth Day collection, which can be found in your mailbox on [EPIC!](#)

Social Emotional Learning

Click this link to access the [Social Emotional Learning Board](#) and complete an activity.

P.E.

Mrs. Cisneros and Mrs. Rudofski's classes
click this link to visit [Mr. Jacobi's teacher page](#).

Mrs. Discher and Mrs. Doody's classes
click this link to visit [Ms. Shea's teacher page](#).

Music

Click this link to visit [Mr. Renardo's teacher page](#).

Technology & Art

Art

Click this link to visit [Ms. Hole's teacher page](#).

Internet Safety

Click this link to visit [Mr. Schneider's teacher page](#).