

GRADE 2 WEEKLY LESSON PLAN

Week of May 11-15

*****Assignments that are highlighted in yellow need to be completed and submitted. *****

****Hyperlinks are **colored** and underlined (in multiple colors). Click on them and it will take you to the site. ****

SEE IMPORTANT NOTES BELOW

	Math Monday	ELA Tuesday	Math Wednesday	ELA Thursday	Flexible Friday
8:00-8:30	Wake Up, Get Dressed, and Eat Breakfast				
8:30-9:00	<u>Daily Math</u> Log onto Freckle to practice daily math of your choice.	<u>Spelling</u> Complete Reader's Notebook page 190 . You can submit your answers on paper and take a picture or type them in Microsoft Word and share with your teacher.	<u>Daily Math</u> Log onto Freckle to practice daily math of your choice.	<u>Spelling</u> Complete Reader's Notebook page 199 . You can submit your answers on paper and take a picture or type them in Microsoft Word and share with your teacher.	Teacher Planning Day and Student Catch Up Day. Please be sure that all weekly assignments are turned in by today.

<p>9:00-10:00</p>	<p style="text-align: center;"><u>Math</u></p> <p>#1. Watch Video for Lesson 11.3 by clicking on the link below:</p> <p style="text-align: center;"><u>Math Video 11.3</u></p> <p>#2. Complete Math Trainer Lesson 11.3 in <u>Think Central</u>. Please be sure to click the TURN IN button when you are done.</p> <p>#3. Complete 15 Minutes in <u>Reflex Math</u></p>	<p style="text-align: center;"><u>ELA</u></p> <p>#1. Watch the movie <u>Yeh-Shen on YouTube</u>.</p> <p>#2. Watch this grammar video (possessive nouns) on <u>YouTube</u>.</p> <p>#3. Log onto <u>Think Central</u> and complete the lesson on possessive nouns.</p>	<p style="text-align: center;"><u>Math</u></p> <p>#1. Watch Video for Lesson 11.4 by clicking on the link below:</p> <p style="text-align: center;"><u>Math Video 11.4</u></p> <p>#2. Complete Math Trainer Lesson 11.4 in <u>Think Central</u>. Please be sure to click the TURN IN button when you are done.</p> <p>#3. Complete 15 Minutes in <u>Reflex Math</u></p>	<p style="text-align: center;"><u>ELA</u></p> <p>#1. Read <u>Cinderella</u> on pages 470-476.</p> <p>#2. Log onto <u>Think Central</u> and complete the story questions about Yeh-Shen.</p>	<p style="text-align: center;">Teacher Planning Day and Student Catch Up Day.</p> <p style="text-align: center;">Please be sure that all weekly assignments are turned in by today.</p>
<p>10:00-10:30</p>	<p style="text-align: center;"><u>Physical Activity / P.E.</u></p> <p>Check <u>Mr. Jacobi</u>/<u>Ms. Shea</u> Webpages. Click on a name to be taken to their page.</p>	<p style="text-align: center;"><u>Physical Activity / P.E.</u></p> <p>Check <u>Mr. Jacobi</u>/<u>Ms. Shea</u> Webpages. Click on a name to be taken to their page.</p>	<p style="text-align: center;"><u>Physical Activity / P.E.</u></p> <p>Check <u>Mr. Jacobi</u>/<u>Ms. Shea</u> Webpages. Click on a name to be taken to their page.</p>	<p style="text-align: center;"><u>Physical Activity / P.E.</u></p> <p>Check <u>Mr. Jacobi</u>/<u>Ms. Shea</u> Webpages. Click on a name to be taken to their page.</p>	<p style="text-align: center;">Teacher Planning Day and Student Catch Up Day.</p> <p style="text-align: center;">Please be sure that all weekly assignments are turned in by today.</p>

<p>10:30-11:00</p>	<p><u>Silent Reading</u></p> <p>Read a book OR Log onto Raz Kids/A-Z Learning on <u>Mr. Schneider's page.</u></p>	<p><u>Tech</u></p> <p>Log on to <u>Mr. Schneider's page</u> for his assignment.</p>	<p><u>Silent Reading</u></p> <p>Read a book OR Log onto Raz Kids/A-Z Learning on <u>Mr. Schneider's page.</u></p>	<p><u>Silent Reading</u></p> <p>Read a book OR Log onto Raz Kids/A-Z Learning on <u>Mr. Schneider's page.</u></p>	<p>Teacher Planning Day and Student Catch Up Day.</p> <p>Please be sure that all weekly assignments are turned in by today.</p>
<p>11:00-11:45</p> <p style="text-align: center;">LUNCH TIME</p>					
<p>11:45-12:30</p>	<p><u>Journal/Writing</u></p> <p>* Describe your favorite season (fall, spring, summer, or winter). Tell what kinds of things you like to do during that season.</p>	<p><u>Social Studies</u></p> <p>* Complete Freckle Assignment:</p> <p>Types of Communities</p> <p>** Be sure to answer ALL questions. ***</p>	<p><u>Journal/Writing</u></p> <p>* If you could go anywhere in the world, where would you go and why?</p>	<p><u>Science</u></p> <p>* Complete Freckle Assignment:</p> <p>Properties of Matter</p> <p>** Be sure to answer ALL questions. ***</p>	<p>Teacher Planning Day and Student Catch Up Day.</p> <p>Please be sure that all weekly assignments are turned in by today.</p>
<p>12:30-1:30</p>	<p><u>Art</u></p> <p>Visit <u>Ms. Hole's Teacher Page</u> for Art activities. Click on the underlined info. to visit her teacher page.</p>	<p><u>Music Activities</u></p> <p>Visit <u>Mr. Renardo's Teacher Page</u> for Music activities. Click on the underlined info. to visit his teacher page.</p>	<p><u>Social and Emotional Learning</u></p> <p>Complete an activity from the SEL choice board below.</p>	<p><u>Music Activities</u></p> <p>Visit <u>Mr. Renardo's Teacher Page</u> for Music activities. Click on the underlined info. to visit his teacher page.</p>	<p>Teacher Planning Day and Student Catch Up Day.</p> <p>Please be sure that all weekly assignments are turned in by today.</p>

➤ **Spelling Words for Yeh-Shen:**

cow, house, town, shout, down, mouse, found, loud, brown, ground, pound, flower, out, now, towel, pounce

➤ **Challenge Spelling Words for Yeh-Shen:**

task, glimmering, served, content, worn, overjoyed, concealed, valuable, happened, enough, should, ballroom, slippers, godmother, fairy, castle







➤ When selecting the hyperlinks for Think Central activities you will have to type the page number of the assignment at the top of the screen. Sometimes the hyperlink takes you to the cover and you must search for the page. The page numbers for all Think Central assignments are listed next to it.

➤ Directions on how to save and submit assignments in Microsoft Word. The link is also available on Mr. Schneider's Teacher Page.

https://drive.google.com/file/d/1oI5itHmYaDOt_N8t7h-vGK8cxKKO0tQm/view

Tic-Tac-Toe---3 in a row

➤ Here is a work option so your child can have some say in the work they are doing and when, you can have them complete the tic tac toe board with three in a row, twice a day. They have to complete three activities in row between breakfast and lunch. Then they have to complete three activities in a row after lunch until 3:30. Please let me know if you need further explanation. *If you can print it, they have to complete an activity and then they can put a light little X in the box in pencil (at the end of the day those x's can be erased and the board can be used again or if you have a page protector put the paper in that and they can cross off the options with a dry erase marker. If you do not have a printer, they can write down the options they completed. Thanks for all that you are doing for your child(ren)

 <p>Complete ELA homework</p>	 <p>Play for 30 minutes (no electronics)</p>	 <p>Complete Math Homework</p>
 <p>Help with a daily chore</p>	 <p>Read for 20 minutes</p>	 <p>Write or email a letter to a grandparent, family member, teacher, or friend.</p>



Complete assignment on tablet
or 20 minutes of an educational
game.



Draw or color a picture and
write 3 sentences about it. Be
sure to edit!



Exercise for 15 minutes



SummitHill SEL CHOICE BOARD

Use positive self-talk in the bathroom mirror. Say 5 positive things to yourself!

Draw a picture of your mental vacation. Where can you go in your brain when you feel anxious or worried

Write your ABCs. Next, write as many feelings words as you can for each letter.

Make a list of 10 ways kids can show kindness at school..

Write a journal about how you are feeling today or draw a picture.

Practice being mindful:
5 things that you can see
4 things that you can touch
3 things that you can hear
2 things that you can smell
1 thing that you can taste.

Write a story about someone who is really kind and compassionate.

Play red light green light to practice self-control.

Dream about your future career. Draw a picture of yourself at your future job.

Teach a friend or family member how to belly breathe. Take 5 belly breaths every hour!

List 20 things you love about yourself.

Send a nice text, call or video chat with a friend or family member.

Lay down on a bed, couch, or the floor. Squeeze your muscles and hold for 10 seconds and then release.

Create a sensory jar filled with rice, small toys, and other items..

Make a list of 10 things you are grateful for.e.

Make a stress ball with things you can find at home (balloon or bag filled with flour or sand).

Educating the mind without educating the heart is no education at all.
-edutopia.org

