Name _____

FRUIT COLORS • LEVEL A • 1

SKILL: CLASSIFY INFORMATION

Instructions: Have students write the name of a color in each heading column. Then have them draw a picture of a fruit to match the color word in each column.

© Learning A–Z All rights reserved.

Name _____

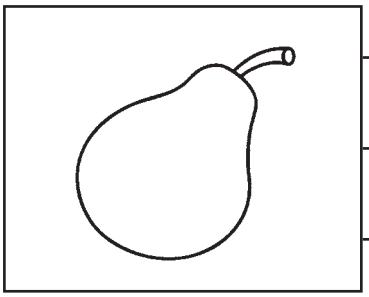

pear



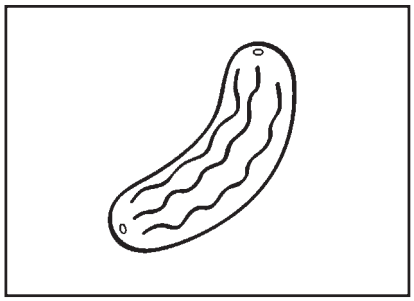







FRUIT COLORS • LEVEL A • 2

SKILL: CONSONANT *Pp*

Instructions: Say the names of the pictures with students. Then have students write the upper- and lowercase *Pp* on the line if the picture begins with the /p/ sound.

© Learning A–Z All rights reserved.

Name _____

Reading a-z

1. Cherries can be red
2. Bananas can be yellow
3. Grapes can be green
4. Oranges can be orange
5. Plums can be purple
6. Watermelons can be pink

My Sentence:

_____

_____

_____

_____

_____

FRUIT COLORS • LEVEL A • 3

SKILL: PERIODS

Instructions: Read the sentences with students. Have students add a period at the end of each sentence. Then have students write an original sentence using one of the color words.

© Learning A–Z All rights reserved.

Image A: © iStockphoto.com/Wojciech Gajda;
image B: © iStockphoto.com/Digital Paws Inc.